

Porcelain Steel Whiteboard

with Deluxe Aluminum Trim

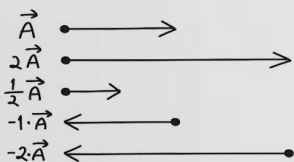


MOORECO™


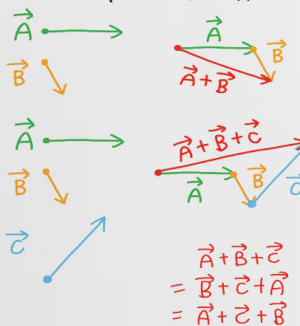


VECTOR MATH 11/5

A vector is a quantity with **magnitude** and **direction**



• Vector addition



Porcelain steel surface
is the best in writability
& erasability!



Porcelain Steel Technical Information

- A precisely balanced porcelain enamel ground coat is furnace-fused to both sides of 28 gauge (standard) or 24 gauge (custom) steel.
- The first furnace fuses a ground coat of enamel that is heat-softened at approximately 1450° F. The second furnace firing fuses a coat of enamel to the ground coat enamel.
- Color Fusion ceramic top coat is applied providing the desired surface color. Off-white is standard.
- A fade resistant waterproof resin glue bonds the porcelain to a moisture-resistant core and .005" polyester foil backer sheet. Also available with upgraded sheet aluminum backer.
- Custom sizes are available.

Porcelain Steel Whiteboard - Deluxe Aluminum Trim

- Magnetic porcelain steel whiteboards are engineered for superior color contrast with dry erase markers. Standard gloss dry erase surface provides superior writability and erasability with no ghosting. Reduced surface light distortion enhances visibility to provide optimum eye comfort. Steel is permanently laminated to a light weight substrate for stability and durability.
- Anodized aluminum trim has a .88" profile with hairline mitered corners. Includes a full-length tackable map rail with a colored cork insert, and a full-length accessory tray with rubber Dura-Safe® end caps to eliminate sharp edges.
- Class A Fire Rated board. A full test report copy is available upon request. Made in the USA. TAA compliant. Fifty year limited warranty. Has achieved GREENGUARD GOLD Certification.
- For interactive projectors with strict flatness requirements, we recommend the Interactive Projector Board or Projection Whiteboard with Polyvision® duo Surface, providing guaranteed results for projectability, erasability, and durability.

Part No.	Product Dimensions	Ship Wt.
Porcelain Steel Whiteboard - Deluxe Aluminum Trim		
202AA*	1.5'H x 2'W	10 lbs
202AB*	2'H x 3'W	20 lbs
202AC**	3'H x 4'W	36 lbs
202AD	4'H x 4'W	69 lbs
202AF	4'H x 5'W	84 lbs
202AG	4'H x 6'W	94 lbs
202AH	4'H x 8'W	120 lbs
202AK	4'H x 10'W	146 lbs
202AM	4'H x 12'W	194 lbs
202AP	4'H x 16'W	243 lbs

*Ships UPS **Ships UPS with large package surcharge or additional handling fee. Shipping weights are listed on a per item basis and may vary based on quantities ordered. All boards listed as 3'H x 4'W actually measure 33.75"H x 48"W due to shipping restrictions.



MooreCo | Vanerum North America
2885 Lorraine Avenue | Temple, TX 76501
p: 800.749.2258 | f: 866.888.7483
www.moorecoinc.com | www.vanerumna.com



PRODUCT CERTIFIED
FOR LOW CHEMICAL
EMISSIONS:
UL.COM/GG
UL 2818